
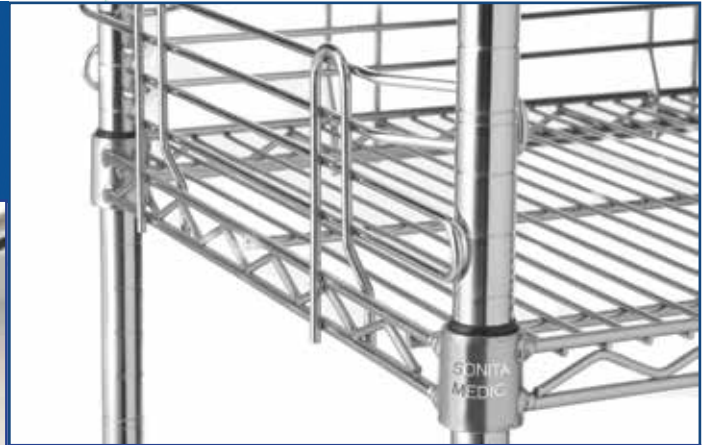


**MEDICAL  
SONITA MEDIC SURGICAL  
SUPPLIES**

**MEDICAL FACILITY  
REDEVELOPMENTS**



**WIRE  
SHELVING**



**STORAGE  
SOLUTIONS**

| [www.sonitamedic.com.au](http://www.sonitamedic.com.au) |

■ EMAIL: [customers@sonitamedic.com.au](mailto:customers@sonitamedic.com.au)

■ PHONE: 1800 SONITA (766 482)

■ MOBILE: 0423 178 332

**SYDNEY :**

Suite 242 / 60  
Walker St, North Sydney,  
NSW 2060

**MELBOURNE :**

Suite 121 / 358 Clarendon St,  
South Melbourne,  
VIC 3205

**BRISBANE :**

524 Old Bay Road  
Burgpengary East,  
QLD 4505

**PERTH**

Suite 76 Ground Floor  
50, St Georges Terrace,  
Perth WA 6000

Sonita Medic delivers an easy and economical way to solve a variety of storage, supply management and inventory control issues with Static and Mobile Wire Shelving Systems. Available in shelving, carts or high density in-line systems the Sonita Medic range will maximise your floor space usage and improve your inventory supply flow.

## SHELVING OPTIONS

**NC**



### NICKEL CHROME WIRE SHELVING

Nickel chrome wire shelving is best suited to dry areas, and in particular for sterile hospital environments, where cleanliness and freedom from dust gathering is critical.

Sonita Medic's nickel chrome wire shelves comply with hospital infection control guidelines - as per AS 4187

### STAINLESS STEEL WIRE SHELVING

Stainless steel wire shelving is suitable for wet storage and high contamination areas, such as clean rooms and sterile hospital environments where cleanliness and freedom from dust gathering is critical.

**SS**



**SD**



### STAINLESS STEEL SOLID SHELVING

Stainless steel solid shelving has unlimited applications. Stainless steel sheet construction, makes it very serviceable in all conditions.

### COOL SEAL WIRE SHELVING

Zinc plated, epoxy coated wire shelving is specially designed for both wet and dry storage areas. Particular application is cool rooms, freezers, hotels, restaurants and hospital kitchens.

**ZP**



# CONFIGURATION OPTIONS

Sonita Medic wire shelving, provides complete flexibility, so that our customers can achieve the most efficient storage solutions possible.

We offer a no obligation, professional planning consultancy, to assist in optimizing storage efficiencies.

We can offer an assembly and installation service if requested.

## Shelf sizes

Sonita Medic offers an expansive range of shelf sizes. (refer table – over)

## Adjustability

Shelves are adjustable and can be easily re-positioned with the use of the two piece sleeve which is set at 25mm increments.

## Different heights

Six standard Post heights enables Sonita Medic to adapt to most requirements.

## Accessories

A large range of accessories is available to compliment all shelving layouts (refer accessories – over)

## Mobile or static (With or without wheels...)

– Mobile shelving units are supplied with 125mm

Castors, 2 of which come with Brakes

– Static shelving units are supplied with adjustable feet to accommodate uneven floors

### STATIC & SHELF

NC SS

#### IG-5SSU-443 Shelf Unit

Five Shelf /Static

Size: 460 x 1525 x 1600mm

(depth x width x height)



### STATIC & SHELF

NC SS

#### IG-4SSU-442 Shelf Unit

Four Shelf / Static

Size: 460 x 1525 x 1600mm

(depth x width x height)



### MOBILE & SHELF

NC SS

#### IG-4SMU-984 Shelf Unit

Four Shelf / Mobile

Size: 460 x 1525 x 1760mm

(depth x width x height)



### MOBILE & SHELF

NC SS

#### IG-5SMU-985 Shelf Unit

Five Shelf / Mobile

Size: 460 x 1525 x 1760mm

(depth x width x height)



MEDICAL

PHONE:

1800 SONITA (766 482)

MOBILE:

0423 178 332

SONITA MEDIC SURGICAL

EMAIL: [customers@sonitamedic.com.au](mailto:customers@sonitamedic.com.au)

WEB: [www.sonitamedic.com.au](http://www.sonitamedic.com.au)

SUPPLIES

OFFICE's in:

• SYDNEY

• MELBOURNE

• BRISBANE

• PERTH





### MODEL IG-ST2572 SUTURE TROLLEY NC

- Size illustrated 460 x 1220 x 1760mm high
- Suture Trolley features the unique slanted display shelves
- Ideal for dispensing and storing of Sutures or other boxed items.
- Can be configured with slanted or flat shelves.
- Three shelf sizes available.
- Available in Nickel Chrome only
  - **IG-ST2571:** 460 x 910mm
  - **IG-ST2572:** 460 x 1220mm
  - **IG-ST2573:** 460 x 1525mmBASE

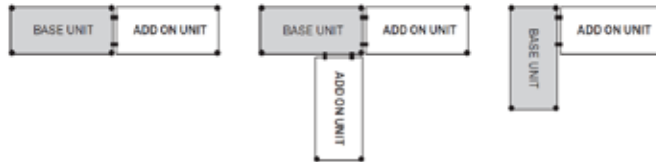
### MODEL IG-CT3710 COMBINATION TROLLEY NC

- Size illustrated 900 x 610 x 1760mm high
- Trolley combines the options of fixed shelves and sliding baskets.
- Can be configured with a variety of baskets to both sides, or the basket / shelf combination.
- Available in Nickel Chrome only



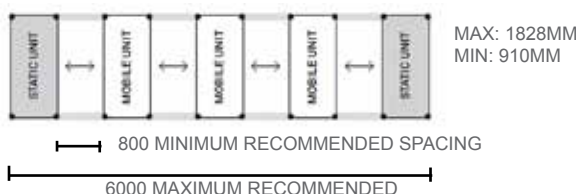
### SONITA MEDIC MODULAR SHELVING SYSTEM NC SS

- Sonita Medic Static units can be configured in multiple variations using S Hooks.
- Starting with a base unit, extra units can added side to side or back to back.



### SONITA MEDIC IN-LINE COMPACT STORAGE SYSTEM NC SS

- The principle of in-line storage systems is to have a number of mobile bays, running between two static end bays.
- Allowance must be made for a minimum of 800mm aisle spaces.
- Our normal range of shelf sizes gives the opportunity to erect the most efficient storage system to suit all applications.



# ACCESSORIES

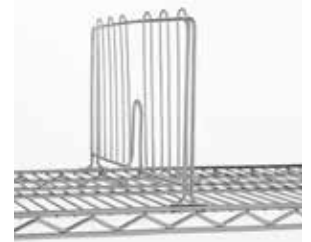
## LEDGES NC SS

- Wire Shelf ledges are available to suit all shelf sizes.
- Ledges are designed to easily clamp on to shelf frames.
- Two sizes:
  - 100mm high
  - 280mm high
- Available in various sizes to suit different shelf widths.



## SHELF DIVIDERS NC

- To assist in organized shelf maintenance, Shelf Dividers provide a simple solution and clip into any part of the shelf.
- Available in various sizes to suit different shelf widths.



## VERTICAL RODS NC

- An alternative to Ledges, the 6mm vertical rods can be used to retain larger items.
- Available in five lengths,
- Simply clip onto the shelf frame.
- There are 5 different lengths
  - **IG-VR1150** 1150mm
  - **IG-VR1320** 1320mm
  - **IG-VR1380** 380mm
  - **IG-VR1530** 1530mm
  - **IG-VR1830** 1830mm



## GUARD RAILS NC

- A small version of the shelf ledge.
- Offers two types:
  - Straight one side or three sided.
- Sizes to suit shelves.

Straight 1 side	Guard Rail 3 Sides
<b>IG-GRS460</b> 460mm	<b>IG-GR320</b> 460 x 910mm
<b>IG-GRS533</b> 533mm	<b>IG-GR330</b> 460 x 1220mm
<b>IG-GRS610</b> 610mm	<b>IG-GR340</b> 610 x 610mm
<b>IG-GRS760</b> 760mm	<b>IG-GR350</b> 610 x 910mm
<b>IG-GRS910</b> 910mm	<b>IG-GR360</b> 610 x 1220mm
<b>IG-GRS1070</b> 1070mm	
<b>IG-GRS1220</b> 1220mm	
<b>IG-GRS1372</b> 1372mm	
<b>IG-GRS1525</b> 1525mm	
<b>IG-GRS1828</b> 1828mm	



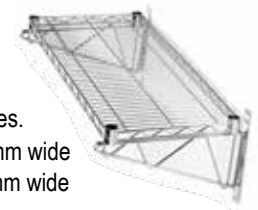
## CANTILEVER SHELF NC

- Designed to be an additional over shelf without the obstruction of upright posts.
- 300mm wide only.
- Sized to suit shelves
  - **IG-CS1070**: 300 x 1070mm
  - **IG-CS1220**: 300 x 1220mm
  - **IG-CS1525**: 300 x 1525mm
  - **IG-CS1828**: 300 x 1828mm



## WALL BRACKETS NC

- To be fixed to walls and spaced to accommodate all shelves.
- Fits all 355mm and 460mm wide shelves.
- Two sizes
  - **IG-WSSB355**: 355mm wide
  - **IG-WSSB460**: 460mm wide



## WALL MOUNT COLLAR SS

- Affixes to wall to accommodate posts and spaced to suit shelves.
- Posts can be cut to suit any application.
- **IG-WMC**: Wall Mount Collar



## S HOOK CONNECTOR SS

- Used to link one shelving unit to another and are particularly useful in a corner situation to replace posts to enable free access into the corner.
- **IG-SHC1**



## POST CLAMPS NC

- Post Clamps can be used to join and secure Static Shelving Units.
- **IG-PC02**: Post Clamp



## LABEL HOLDERS

- Two variations are available
- Blue Type Clips securely to top and bottom of shelf.
- Available in full lengths to suit shelves.
  - **IG-LH32B**      ● **IG-LH68B**
  - **IG-LH58B**      ● **IG-LH77B**



## CLEAR TYPE securely to top of shelf.

- Available in full lengths to suit shelves.
- May be easily cut to lengths of choice.
  - **IG-LH18CL**      ● **IG-LH56CL**
  - **IG-LH22CL**      ● **IG-LH66CL**
  - **IG-LH38CL**      ● **IG-LH74CL**
  - **IG-LH49CL**      ● **IG-LH88CL**



## CASTORS

- **IG-CASTOR-RIDGID**
  - 125mm diameter, zinc plated, includes castor bumpers - for COMPACTORS - set of 4
- **IG-CASTOR-SWIVEL**
  - 125mm wheels castor set, set of 4 (x 2 plain x 2 brake) - for TROLLEYS with x4 Bumpers



## BLACK CLIPS & ADJUSTABLE FEET

- Bolt & height adjustable feet for static shelving.
- Securing clips for shelf assembly
  - **IG-CLIPS**
  - **IG-FEET**



MEDICAL

PHONE:

1800 SONITA (766 482)

MOBILE:

0423 178 332

SONITA MEDIC SURGICAL

EMAIL: [customers@sonitamedic.com.au](mailto:customers@sonitamedic.com.au)

WEB: [www.sonitamedic.com.au](http://www.sonitamedic.com.au)

SUPPLIES

OFFICE's in:

· SYDNEY

· MELBOURNE

· BRISBANE

· PERTH

=2.511m2

=2.511m2

# BASKET SYSTEMS

## BASKET SERIES RB HOOK SYSTEM **NC**

■ **IG-HS225** Hook Basket  
440 x 190 x 255mm

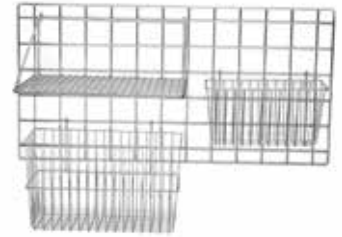


■ **IG-HS180** Hook Basket  
345 x 127 x 180mm



■ **IG-HS920**

Wire Grid  
460 x 920mm  
(baskets not included)



## CARRY BASKET SYSTEMS

### BENEFITS

- New wire basket with carry handle & stacking trolley.
- Great for picking and carrying stock.
- Patented design- patent pending
- Light weight and robust design

### **IG-WH-BS14B** **NC**

Wire Basket with Carry Handle  
■ 400 L x 300 W x 200 mm deep



### **IG-WH-T07** **NC**

Stacking Stand with wheels  
■ x2 plain x2 brakes



### **IG-WH-BS16B** **NC**

Wire Basket with Carry Handle  
■ 420 L x 320 W x 200 mm deep



### **IG-WH-BS18B** **NC**

Wire Basket with Carry Handle  
■ 450 L x 300 W x 210 mm deep

**\*\*Different colour handles may be available**


■ *Example of customers using our wire carry basket with handle for theatre set ups replacing the non-compliant plastic baskets.*





# WIRE BASKETS & WALL PANEL BASKET SYSTEMS

## Nickel Chrome Wire Baskets NC



MESH SIZE 10MM X 10MM (ACTUAL SIZE)  
8MM SPACE BETWEEN WIRES



PICTURED WITH DIVIDER

### BENEFITS

- Eliminates dust collecting on the base of the basket
- Close mesh design allows storage of small items
- Light weight and robust design
- Dividers: offering multiple positions across the basket

*\* The nickel chrome plated wire construction ensures strength & durability & are easily cleaned & maintained.*

### ■ IG-WB60 Extra Large Wire Basket

**WIDE MESH**



■ **IG-WB40**  
Large Wire Basket

■ **IG-WB20CM**  
Small Wire Basket

■ **IG-WB30CM**  
Medium Wire Basket

**CLOSE MESH**

- Wire baskets can be sold separately as eaches or in boxes of 5 for the large & boxes of 10 for the smaller baskets.

# WIRE BASKETS & WALL PANEL BASKET SYSTEMS

■ Long = (front to back) ■ Wide = (side to side) ■ High = (depth - top to bottom)

## IG-WB20CM NC

- Small wire basket - L240 x W130 x H125mm


**CLOSE MESH**



## IG-WB30CM NC

- Medium wire basket - L250 x W205 x H160mm

**CLOSE MESH**



## IG-WB40 NC

- Large wire basket - L420 x W270 x H160mm




## IG-WB60 NC

- Extra Large wire basket - L420 x W420 x H215mm



## IG-WB80 NC

- Super Large wire basket - L600 x W410 x H250mm



# WIRE BASKET DIVIDERS & STACKING FRAMES

- Wire Basket Divider for IG-WB30CM
  - **IG-D30**: 245 x 155mm
- Wire Basket Divider for IG-WB40CM
  - **IG-D40**: 245 x 155mm
- Wire Basket Divider for IG-WB60CM
  - **IG-D60**: 425 x 210mm



- **IG-WB20FR**: Small Stacking Frame to suit Small Chrome Wire Maxi Basket
- **IG-WB30FR**: Medium Stacking Frame to suit Medium Chrome Wire Maxi Basket
- **IG-WB40FR**: Large Stacking Frame to suit Large Chrome Wire Maxi Basket
- **IG-WB60FR**: Extra Large Stacking Frame to suit Extra Large Chrome Wire Maxi Basket



■ IG-WB60 with stacking frame

MEDICAL

■ PHONE:

1800 SONITA (766 482)

■ MOBILE:

0423 178 332

SONITA MEDIC

SURGICAL

■ EMAIL: [customers@sonitamedic.com.au](mailto:customers@sonitamedic.com.au)

■ WEB: [www.sonitamedic.com.au](http://www.sonitamedic.com.au)

SUPPLIES

■ OFFICE'S in:

• SYDNEY

• MELBOURNE

• BRISBANE

• PERTH



# WIRE BASKETS & WALL PANEL BASKET SYSTEMS

## IG-WB40CM **NC** Wall Panel Basket

- 8mm mesh
- 415 x 225 x 170mm deep



## IG-WB60CM **NC** Wall Panel Basket

- 8mm mesh
- 415 x 350 x 200mm deep



## IG-WB90CM **NC** Wall Panel Basket

- 8mm mesh
- 104 x 120 x 85mm deep



## IG-WB100CM **NC** Wall Panel Basket

- 8mm mesh
- 105 x 190 x 85mm deep



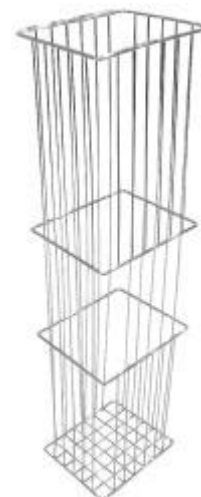
# WIRE CATHETER BASKETS

- Protect and store catheters or other long equipment (endoscopes etc) from being damaged.
- Can be placed on shelving unit or attach to louvre panel.
- Ensure greater organisation of catheters.
- Dividers available to customise items stored in basket.
- Available in 3 sizes: horizontal small, large and vertical.

## IG-CWB150 **NC** Catheter Chrome Basket (Vertical)

*Ideal for storing multiple catheters or other long items securely. Can attach to wall using louvre panels or hooks, sit on bench/table or on shelving unit.*

- 150 x 130 x 600mm



## IG-CWB400 **NC** Catheter Chrome Basket (Horizontal Small)

*Ideal for storing catheters or other long items securely. Can attach to wall using louvre panels or hooks, sit on bench/table or on shelving unit.*

- 400 x 130 x 135mm



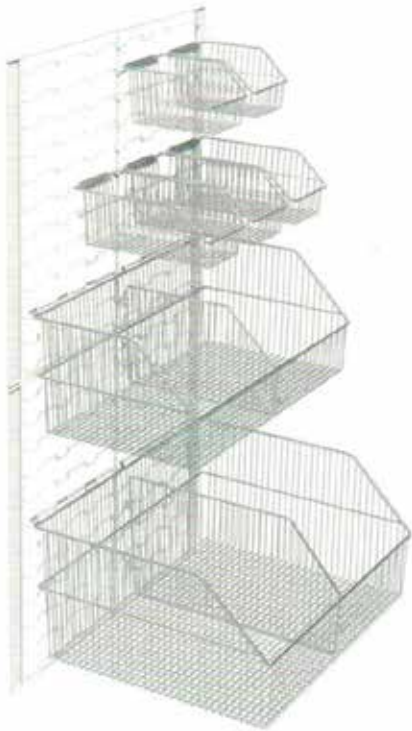
## IG-CWB600 **NC** Catheter Chrome Basket (Horizontal Large)

*Ideal for storing catheters or other long items securely. Can attach to wall using louvre panels or hooks, sit on bench/table or on shelving unit.*

- 600 x 130 x 135mm

## SONITA MEDIC WIRE PANELS **NC**

This new method of storage for the Sonita Medic Wall Basket System introduces a wire retaining system fully compatible for our range of close mesh baskets. This unique system addresses infection prevention issues with the capability of cleaning and dusting behind the wall panel system. This system is modular, size 460mm (high) x 460mm (wide) and can be attached to the wall side by side or above each other. Manufactured from nickel chrome plated wire this system is durable and easy to install.



### IG-WWP460460NC **NC**

Wire Wall Panel

- 8mm mesh
- Chrome plated
- 460 x 460mm

## IG-SSB8655 CSSD Bench **SS**

- Size illustrated 410 x 1525 x 500mm high
- Designed for change rooms
- Stainless steel bench with bull nose edges. One wire mesh shelf under.
- Sizes available
  - **IG-SSB8645**: 410 x 910mm
  - **IG-SSB8650**: 410 x 1220mm
  - **IG-SSB8655**: 410 x 1525mm



## SPECIALTY UNITS

### IG-CT6270 Clean Table **SS**

- Size illustrated 760 x 1828 x 1020mm high
- Table comprises a solid stainless steel top. One wire mesh shelf under.
- Sizes available
  - **IG-CT6280**: 610 x 1220 x 1020mm high
  - **IG-CT6275**: 610 x 910 x 1020mm high
  - **IG-CT6270**: 610 x 1525 x 1020mm high



MEDICAL

■ PHONE:

1800 SONITA (766 482)

■ MOBILE:

0423 178 332

SONITA MEDIC SURGICAL

■ EMAIL: [customers@sonitamedic.com.au](mailto:customers@sonitamedic.com.au)

■ WEB: [www.sonitamedic.com.au](http://www.sonitamedic.com.au)

SUPPLIES

■ OFFICE'S in:

• SYDNEY

• MELBOURNE

• BRISBANE

• PERTH

# SLIDING BASKET TROLLEYS

## SONITA MEDIC BASKET TROLLEY **NC**

The Sonita Medic Basket Trolley range, delivers great versatility in slide out Basket storage.trolley units can be configured to suit our customer's requirements.

Trolleys are manufactured with, heavy duty bearing drawer runners, to withstand normal handling. Baskets come in a number of sizes and are available in either 100mm or 200mm depths.

Baskets are offered with a range of divider. Available in Nickel Chrome Plated Steel



### IG-SB5750 **NC** Sliding Basket Trolley – Small

- Size illustrated 610 x 460 x 1020mm high.
- A versatile solution to materials handling.
- The Small Basket Trolley comes with a solid stainless steel top and baskets are supported with full bearing slide out drawer runners.
- Illustrated is 4 x 100mm deep baskets and 1 x 200mm deep basket.
- Other drawer configurations are available.



### IG-SB5700 **NC** Sliding Basket Trolley Narrow – Single Bay

- Size illustrated 460 x 610 x 1960mm high.
- The Narrow Basket Trolley is designed to place the sliding baskets with narrow side exposed.
- Baskets are supported with full bearing slide out drawer runners.
- Illustrated is 4 x 100mm deep baskets and 3 x 200mm deep baskets.
- Other drawer configurations are available.



### IG-SB5730 **NC** Sliding Basket Trolley – Large

- Size illustrated 1220 x 610 x 1530mm high.
- The Large Basket Trolley comes with a wire mesh top and baskets are supported with full bearing slide out drawer runners.
- Illustrated is 5 x 100mm deep baskets and 2 x 200mm deep baskets.
- Other drawer configurations are available.



### IG-SB5760 **NC** Sliding Basket Trolley Wide – Single Bay

- Size illustrated 610 x 460 x 1960mm high.
- The Wide Basket Trolley is designed to place the sliding baskets with wide side exposed.
- Baskets are supported with full bearing slide out drawer runners.
- Illustrated is 4 x 100mm deep baskets and 3 x 200mm deep baskets.
- Other drawer configurations are available.



### IG-SB5720 **NC** Sliding Basket Trolley – Large

- Size illustrated 1220 x 610 x 1020mm high.
- The Large Basket Trolley comes with a stainless steel top and baskets are supported with full bearing slide out drawer runners.
- Illustrated is 2 x 100mm deep baskets and 2 x 200mm deep baskets.
- Other drawer configurations are available.



### IG-SB5780 **NC** Sliding Basket Trolley – Double Bay

- Size illustrated 900 x 610 x 1960mm high.
- The Double Bay Basket Trolley places the sliding baskets with narrow side exposed.
- Two bays provide generous storage capacity.
- Illustrated is 16 x 100mm deep baskets and 4 x 200mm deep baskets.
- Other drawer configurations are available.

MEDICAL

PHONE:

1800 SONITA (766 482)

MOBILE:

0423 178 332

SONITA MEDIC SURGICAL

EMAIL: [customers@sonitamedic.com.au](mailto:customers@sonitamedic.com.au)

WEB: [www.sonitamedic.com.au](http://www.sonitamedic.com.au)

SUPPLIES

OFFICE's in:

· SYDNEY

· MELBOURNE

· BRISBANE

· PERTH



# SPECIALTY UNITS

## IG-MT5570 Mail Trolley **NC**

- Size illustrated 460 x 760 x 1020mm high.
- A double basket trolley, ideal for mail and document transportation.
- Comprises two basket, 140mm deep and 255mm deep.
- Comes with in-built push handle.
- Sizes available:
  - **IG-MT5570**: 460 x 760mm
  - **IG-MT5575**: 460 x 910mm



## IG-2890 **NC** Catheter Trolley - Sliding Hooks

- Size illustrated 460 x 1220 x 1800mm high
- Features the slide out, very efficient vertical storage of catheters.
- Available with 10 slide out hooks



## IG-WST4780 Wire Shelf Trolley – Two Shelf **NC SS**

- Size illustrated 460 x 760 x 1020mm high
- A small mobile trolley of top and bottom shelf, with in built push handle.
- Five shelf sizes available
  - **IG-WST4780**: 460 x 760mm
  - **IG-WST4785**: 460 x 910mm
  - **IG-WST4790**: 610 x 760mm
  - **IG-WST4795**: 610 x 910mm
  - **IG-WST4800**: 610 x 1220mm



## IG-2800 **NC** Catheter Trolley - Fixed Hooks

- Size illustrated 610 x 910 x 1760mm high
- 15 Static catheter hooks provides storage for a variety of catheters.
- Incorporates a top and bottom storage compartment.



## IG- 4720SS Solid Stainless Steel Trolley **SS** – Three Shelf

- Size illustrated 460 x 760 x 1020mm high
- Three shelf mobile trolley with multi purpose use.
- Comes fitted with in built push handles at each end.
- Five shelf sizes available
  - **IG-ST4720SS**: 460 x 760mm
  - **IG-ST4725SS**: 460 x 910mm
  - **IG-ST4730SS**: 610 x 760mm
  - **IG-ST4735SS**: 610 x 910mm
  - **IG-ST4740SS**: 610 x 1220mm



## IG- WST2350 Wire Shelf Trolley – Three Shelf **NC SS**

- Size illustrated 460 x 760 x 1020mm high
- A small mobile trolley of three shelves, with in built push handles at each end.
- Five shelf sizes available
  - **IG-WST2350**: 460 x 760mm
  - **IG-WST2355**: 460 x 910mm
  - **IG-WST2360**: 610 x 760mm
  - **IG-WST2365**: 610 x 910mm
  - **IG-WST2370**: 610 x 1220mm



\* Custom sizes available - catalogue sizes are a guide

MEDICAL

■ PHONE:

1800 SONITA (766 482)

■ MOBILE:

0423 178 332

SONITA MEDIC SURGICAL

■ EMAIL: [customers@sonitamedic.com.au](mailto:customers@sonitamedic.com.au)

■ WEB: [www.sonitamedic.com.au](http://www.sonitamedic.com.au)

SUPPLIES

■ OFFICE's in:

. SYDNEY

. MELBOURNE

. BRISBANE

. PERTH

# PICTURE EXAMPLES

■ Examples of customers using our compactor/ in-line storage solutions



■ Examples of customers using our compactor/ in-line storage solutions with both LEDGES, DIVIDERS & WIRE BASKETS.

MEDICAL

■ PHONE:

1800 SONITA (766 482)

■ MOBILE:

0423 178 332

SONITA MEDIC

SURGICAL

■ EMAIL: [customers@sonitamedic.com.au](mailto:customers@sonitamedic.com.au)

■ WEB: [www.sonitamedic.com.au](http://www.sonitamedic.com.au)

SUPPLIES

■ OFFICE's in:

. SYDNEY

. MELBOURNE

. BRISBANE

. PERTH



# PICTURE EXAMPLES



■ Picture examples showing the effective use of DIVIDERS that are inserted into the shelving within our Compactor / in-line storage system products.



■ IV Fluids Trolley



■ MOBILE & SHELF:  
Suture Trolley



■ Double Bay Sliding  
Basket Trolley



# SIZE OPTIONS

## NC NICKEL CHROME

WIRE SHELF SIZES		
SIZE	CODE	
<b>355 width</b>		
355 x 760	IG-S355760NC	
355 x 910	IG-S355910NC	
355 x 1070	IG-S3551070NC	
355 x 1220	IG-S3551220NC	
355 x 1372	IG-S3551372NC	
355 x 1525	IG-S3551525NC	
355 x 1828	IG-S3551828NC	
<b>460 width</b>		
460 x 460	IG-S460460NC	
460 x 610	IG-S460610NC	
460 x 760	IG-S460760NC	
460 x 910	IG-S460910NC	
460 x 1070	IG-S4601070NC	
460 x 1220	IG-S4601220NC	
460 x 1372	IG-S4601372NC	
460 x 1525	IG-S4601525NC	
460 x 1828	IG-S4601828NC	
<b>533 width</b>		
533 x 610	IG-S533610NC	
533 x 760	IG-S533760NC	
533 x 910	IG-S533910NC	
533 x 1070	IG-S5331070NC	
533 x 1220	IG-S5331220NC	
533 x 1372	IG-S5331372NC	
533 x 1525	IG-S5331525NC	
533 x 1828	IG-S5331828NC	

WIRE SHELF SIZES		
SIZE	CODE	
<b>610 width</b>		
610 x 610	IG-S610610NC	
610 x 760	IG-S610760NC	
610 x 910	IG-S610910NC	
610 x 1070	IG-S6101070NC	
610 x 1220	IG-S6101220NC	
610 x 1372	IG-S6101372NC	
610 x 1525	IG-S6101525NC	
610 x 1828	IG-S6101828NC	
<b>760 width</b>		
760 x 760	IG-S760760NC	
760 x 910	IG-S760910NC	
760 x 1070	IG-S7601070NC	
760 x 1220	IG-S7601220NC	
760 x 1372	IG-S7601372NC	
760 x 1525	IG-S7601525NC	
<b>POSTS</b>		
860	860	IG-P860NC
1370	1370	IG-P1370NC
1600	1600	IG-P1600NC
1800	1800	IG-P1800NC
1895	1895	IG-P1895NC
2200	2200	IG-P2200NC
<b>WIRE LEDGE SIZES</b>		
<b>100mm high</b>		
355mm L	355	IG-WL355NC
460mm L	460	IG-WL460NC

WIRE LEDGE SIZES		
SIZE(MM)	SIZE	CODE
<b>100mm high</b>		
533	533	IG-WL100533NC
610	610	IG-WL100610NC
760	760	IG-WL100760NC
910	910	IG-WL100910NC
1070	1070	IG-WL1001070NC
1220	1220	IG-WL1001220NC
1372	1372	IG-WL1001372NC
1525	1525	IG-WL1001525NC
1828	1828	IG-WL1001828NC
<b>280mm high</b>		
355mm L	355	IG-WL280355NC
460	460	IG-WL280460NC
533	533	IG-WL280533NC
610	610	IG-WL280610NC
760	760	IG-WL280760NC
910	910	IG-WL280910NC
1070	1070	IG-WL2801070NC
1220	1220	IG-WL2801220NC
1372	1372	IG-WL2801372NC
1525	1525	IG-WL2801525NC
1828	1828	IG-WL2801828NC
<b>WIRE SELF DIVIDER SIZES 220mm high</b>		
355	355	IG-WSD220355NC
460	460	IG-WSD220460NC
533	533	IG-WSD220533NC
610	610	IG-WSD220610NC
760	760	IG-WSD220760NC

## SS STAINLESS STEEL

WIRE SHELF SIZES		
SIZE(mm)	SIZE	CODE
<b>460 width</b>		
460 x 610	IG-S460610SS	
460 x 760	IG-S460760SS	
460 x 910	IG-S460910SS	
460 x 1070	IG-S4601070SS	
460 x 1220	IG-S4601220SS	
460 x 1372	IG-S4601372SS	
460 x 1525	IG-S4601525SS	
<b>533 width</b>		
533 x 910	IG-S4533910SS	
533 x 1070	IG-S5331070SS	
533 x 1220	IG-S5331220SS	
533 x 1372	IG-S5331372SS	
533 x 1525	IG-S5331525SS	
533 x 1828	IG-S5331828SS	

WIRE SHELF SIZES		
SIZE(mm)	SIZE	CODE
<b>610 width</b>		
610 x 610	IG-S610610SS	
610 x 780	IG-S610760SS	
610 x 910	IG-S610910SS	
610 x 1070	IG-S6101070SS	
610 x 1220	IG-S6101220SS	
610 x 1372	IG-S6101372SS	
610 x 1525	IG-S6101525SS	
<b>POSTS</b>		
860	860	IG-P860SS
1370	1370	IG-P1370SS
1600	1600	IG-P1600SS
1800	1800	IG-P1800SS
1895	1895	IG-P1895SS
2200	2200	IG-P2200SS

WIRE LEDGE SIZES		
SIZE(mm)	SIZE	CODE
<b>100mm high</b>		
355mm L	355	IG-WL100355SS
460	460	IG-WL100460SS
533	533	IG-WL100533SS
610	610	IG-WL100610SS
760	760	IG-WL100760SS
910	910	IG-WL100910SS
1070	1070	IG-WL1001070SS
1220	1220	IG-WL1001220SS
1372	1372	IG-WL1001372SS
1525	1525	IG-WL1001525SS
<b>WIRE SELF DIVIDER SIZES 220mm high</b>		
460	460	IG-WSD220460SS
533	533	IG-WSD220533SS
610	610	IG-WSD220610SS

MEDICAL

PHONE:

1800 SONITA (766 482)

MOBILE:

0423 178 332

SONITA MEDIC SURGICAL

EMAIL: [customers@sonitamedic.com.au](mailto:customers@sonitamedic.com.au)

WEB: [www.sonitamedic.com.au](http://www.sonitamedic.com.au)

SUPPLIES

OFFICE's in:

. SYDNEY

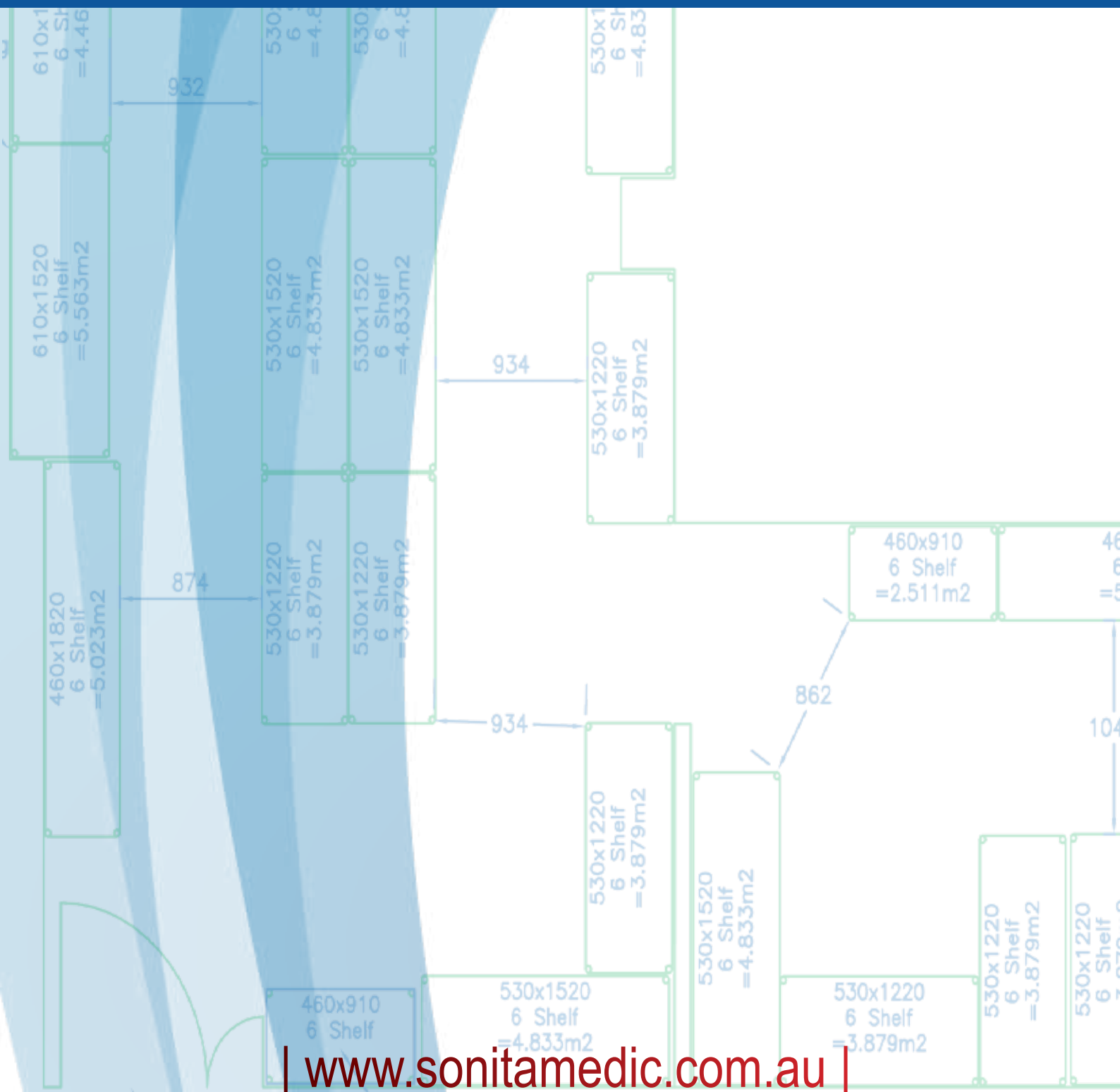
. MELBOURNE

. BRISBANE

. PERTH

# SONITA MEDIC

# MEDICAL SURGICAL SUPPLIES



[www.sonitamedic.com.au](http://www.sonitamedic.com.au)

EMAIL: [customers@sonitamedic.com.au](mailto:customers@sonitamedic.com.au)

PHONE: 1800 SONITA (766 482)

MOBILE: 0423 178 332

## SYDNEY :

Suite 242 / 60  
Walker St, North Sydney,  
NSW 2060

## MELBOURNE :

Suite 121 / 358 Clarendon St,  
South Melbourne,  
VIC 3205

## BRISBANE :

524 Old Bay Road  
Burgungary East,  
QLD 4505

## PERTH

Suite 76 Ground Floor  
50, St Georges Terrace,  
Perth WA 6000