



Heavy cleaning – Easy working

BA 625/725/825 are powerful enough to handle heavy-duty applications, and offer the sensible solution to serious cleaning situations.

As with all our current scrubber/dryer models, ECO (water and detergent saving) is standard, and EDS-ECO Dosage Solution is available(option) to ensure accurate, economical and environmentally friendly on-board detergent metering system.

PRODUCT FACTS







- Large 81cm disc deck and economical 24V battery pack offer the best ratio productivity/investment.
- Choice of 3 brush deck sizes and a cylindrical deck plus accessory options ensure the right machine for each particular application
- Powerful 24 volt platform and adjustable scrubbing pressure gives productive cleaning of large floors and heavy traffic areas
- Low operating noise level for less disturbance and operator comfort
- Easy access to tank and batteries for cleaning and service and no tool needed for scrub deck access
- Models ending in C are cylindrical brush versions.







Model	BA 625	BA 725	BA 725 C	BA 825
Ref. no	56315800	56315801	56315802	56315803
Description	BA 625 SCRUBBER/DRYER	BA 725 SCRUBBER/DRYER	BA 725C SCRUBBER/DRYER	BA 825 SCRUBBER/DRYER






PRODUCT FEATURES

AUTOMATIC BRUSH SHUT OFF	■	■	■	■
AUTOMATIC SOLUTION SHUT OFF	■	■	■	■
CYLINDRICAL DECK: 2 BRUSHES			■	
DISC DECK: 2 BRUSHES	■	■		■
INTERCHANGEABLE BRUSH DECK	■	■	■	■
HOPPER FOR COLLECTING DEBRIS			■	
ONE TOUCH CONTROL PANEL	■	■	■	■
ECO SOLUTION (WATER & CHEMICAL SAVING)	■	■	■	■

Technical specifications	BA 625	BA 725	BA 725 C	BA 825
POWER SOURCE	(4) 6V batteries	(4) 6V batteries	(4) 6V batteries	(4) 6V batteries
MAX SPEED (KM/H)	4.8	4.8	4.8	4.8
VOLTAGE (V)	24	24	24	24
RATED POWER (W)	1610	1610	1610	1610
BRUSH MOTOR (W)	2x375	2x375	2x375	2x375
TRACTION MOTOR POWER (W)	300	300	300	300
VACUUM MOTOR POWER - 3 STAGE (W)	560	560	560	560
SOUND PRESSURE LEVEL AT 1.5 M (DB(A)ISO 3744)	66	66	66	66
MAXIMUM RUNNING TIME	4	4	4	4
PRODUCTIVITY RATE THEORETICAL/ ACTUAL (M ² /H)	3000/1760	3400/2050	3400/2050	3900/2340
SCRUBBING WIDTH (MM)	610	710	710	810
SOLUTION PUMP MIN/MAX (LTR/MIN AT 100 PSI)	0.95/1.9/2.8	0.95/1.9/2.8	0.95/1.9/2.8	0.95/1.9/2.8
SOLUTION/RECOVERY TANK (L)	76/76	76/76	76/76	76/76
SQUEEGEE WIDTH (MM)	83	93	93	106
BRUSH/PAD DIAMETER (MM)	2x305	2x355	2 cyl	2x406
BRUSH PRESSURE (KG)	36/59/73	36/59/73	27/36/45	36/59/73
BRUSH SPEED (RPM)	220	220	900	220
LENGTH X WIDTH X HEIGHT (CM)	138x66x112	141x76x112	140x79x112	146x83x112
NET WEIGHT (KG)	142	157	157	159
OPERATING WEIGHT (KG)	330	345	345	347

Accessories	Ref. no	Min. required	BA 625	BA 725	BA 725 C	BA 825
Batteries and Chargers						
	BATTERY SINGLE CELL 200AH W CH9 CH18-601-751	80564900	4	■	■	■
	CHARGER SMC 24/30 UK CPL CH9	80568900	1	■	■	■
	BATT 180A DF 06 1100-CH23 CH2 600/1301CH8 850-CH12	80564000	4	■	■	■
	CHARGER SMC 24/20 UK CPL CH8	80568700	1	■	■	■
ON-BOARD CHARGER						
	ON BOARD CHARGER KIT	56315846	1	■	■	■
Charger plug						
	CHARGER PLUG SB-175 RED	L00190024	1	■	■	■
Padholders						
	BRUSH PADHOLDER SHORT TRIM 12in	56505750	2	■		
	BRUSH PADHOLDER 14in	56505800	2		■	
	BRUSH, PAD HOLDER 16in	56505830	2			■
Pad 12" / 305mm						
 305mm	PADS WHITE 12in 305MM 5 PACK	82256800	1	■		
	PADS BLUE 12" 305MM 5 PK	L00190790	1	■		
	PADS BROWN 12in 305MM 5 PACK	L00190791	1	■		
	PADS RED 12in 305MM 5 PACK	L00190792	1	■		
	PADS GREEN 12" 305MM 5 PK	L00276002	1	■		
	PADS BLACK 12" 305MM 5 PK	L00276004	1	■		
Pad 14" / 355mm						
 355mm	PADS BLUE 14" 355MM 5 PK	L00190796	1		■	
	PADS BROWN 14" 355MM 5PK	L00190797	1		■	
	PADS RED 14" 355MM 5 PK	L00190798	1		■	
	PADS WHITE 14" 355MM 5PK	L00190799	1		■	

Accessories		Ref. no	Min. required	BA 625	BA 725	BA 725 C	BA 825
 355mm	Pad 14" / 355mm						
	PADS BLACK 14in 355MM 5PK	L00277005	1		■		
	PADS GREEN 14" 355MM 5PK	L00306400	1		■		
 406mm	Pad 16" / 406mm						
	PADS GREEN 16in 406MM 5PK	L00282200	1				■
	PADS WHITE 16in 406MM 5 PK	L08530700	1				■
	PADS RED 16in 406MM 5 PK	L08530900	1				■
	PADS BLUE 16in 406MM 5 PK	L08531100	1				■
	PADS BROWN 16in 406MM 5PK	L08531300	1				■
 305mm	Brush disc. 305mm						
	BRUSH MAGNA GRIT 46 31CM HEAVY DUTY	56505751	2	■			
	BRUSH DYNA GRIT 80 31CM HEAVY DUTY	56505752	2	■			
	BRUSH AGLITE GRIT500 31CM SOFT	56505753	2	■			
	BRUSH PROLENE 31CM MEDIUM DUTY	56505754	2	■			
	BRUSH PROLITE 31CM LIGHT DUTY	56505755	2	■			
	BRUSH UNION MIX 31CM	56505756	2	■			
	BRUSH MIDGRIT 240 31CM MEDIUM DUTY	56505757	2	■			
 360mm	Brush disc. 360mm						
	BRUSH MAGNAGRIT 14in	56505801	2		■		
	BRUSH DYNA GRIT 14in	56505802	2		■		
	BRUSH AGLITE 14in	56505803	2		■		
	BRUSH PROLENE 14in	56505804	2		■		
	BRUSH PROLITE 14in	56505805	2		■		
	BRUSH UNION MIX 14in	56505806	2		■		
	BRUSH MIDGRIT 240 14in	56505807	2		■		
 410mm	Brush disc. 410mm						
	BRUSH MAGNAGRIT 16in	56505831	2				■
	BRUSH DYNAGRIT 16in	56505832	2				■
	BRUSH AGLITE 16in	56505833	2				■
	BRUSH PROLENE 16in	56505834	2				■
	BRUSH PROLITE 16in	56505835	2				■
	BRUSH UNION MIX 16in	56505836	2				■
	BRUSH MIDGRIT 240 16in	56505837	2				■
	Brush, cylindrical						
	CYLINDRICAL BRUSH 680MM 28in POLYPROPYLENE	56412046	2			■	
	CYLINDRICAL BRUSH 680MM 28in SOFT NYLON	56412191	2			■	

Accessories	Ref. no	Min. required	BA 625	BA 725	BA 725 C	BA 825
Brush, cylindrical						
	CYLINDRICAL BRUSH 680MM 28in HARD NYLON	56412192	2		■	
	CYLINDRICAL BRUSH 680MM 28in 180 GRIT	56412193	2		■	
	CYLINDRICAL BRUSH 680MM 28in 80 GRIT	56412194	2		■	
	CYLINDRICAL BRUSH 680MM 28in 46 GRIT	56412195	2		■	
Squeegees, blades, skirts and splash guards						
	SKIRT, RUBBER 24	56315274	1	■	■	
	SKIRT, RUBBER 32"	56315626	1			■
	BLADE	56407391	2			■
	BLADE KIT-SQUEEGEE GUM B	56315347	1	■		
	BLADE KIT-SQUEEGEE GUM C	56315348	1		■	■
	BLADE KIT-SQUEEGEE GUM D	56315674	1			■
	BLADE KIT-SQGEE RED GUM B	56315351	1	■		
	BLADE KIT-SQGEE RED GUM C	56315352	1		■	■
	SQUEEGEE BLADE KIT 35" REAR LINATEX	56314865	1			■
	BLADE KIT-SQUEEGEE PU B	56315854	1	■		
	BLADE KIT-SQUEEGEE PU C	56315855	1		■	■
	BLADE KIT-SQUEEGEE PU D	56315856	1			■
Assembly						
	KIT,BA625 DISC	56315860	1	■		
	KIT,BA725 DISC	56315861	1		■	
	KIT,BA725 C CYL	56315862	1			■
	KIT,BA825 DISC	56315863	1			■
Others						
	SCRUB/VAC WAND & HOS, KIT	56315312	1	■	■	■
	TOTE BAG	56315316	1	■	■	■
	PROGRAMMER 1307 USER	56409441	1	■	■	■
	PROGRAMMER CABLE	56409823	1	■	■	■
Detergent equipment						
	EDS ON BOARD CHEMICAL KIT	56315845	1	■	■	■
	CHEMICAL BOTTLE ASSEMBLY 4.5L	56315503	1	■	■	■